



*Wedding
and Quinceañera
Look Book*



Eclat Digital Media offers custom invitation and card designs for every occasion, including weddings, engagements, birthdays, and baby showers. If you throw a party for it we can help create it.

We pride ourselves on being able to work with any budget so contact us today to get started.



Wedding Stationery Timeline



Save the Date



Invitations



Send out Invitations



Miscellaneous Stationery



RSVP Deadline



Thank You Cards

9 to 6 Months out

Save the Dates should be mailed out at least 6 months in advance, but you can send them up to a year or more in advance as long as you have the date and location finalized.

6 Months Out

Start researching and browsing about six months out. Allow 3-7 weeks for designing flat invitations and 5-9 weeks for more complex invitations.

Six to Eight Weeks Out

For destination weddings you can send your invite up to three months in advance.

Six to Eight Weeks Out

This typically includes menus, programs, place cards, escort cards, seating chart, and any other wedding day printing.

Three Weeks Out

When sending out RSVP cards be sure to provide a specific 'reply by' date. This should be about three weeks before your wedding, which will leave enough time to give vendors a head count.

6 Weeks Post Wedding

If you received gifts at or after the wedding aim to send that thank you notes within six weeks.



Ready to get started?

1. Contact us!

Sending us an email to Orders@eclatdmi.com is the best way to get started. Feel free to send us all the info you have. Theme, colors, location, even send us a link to your Pinterest board. If you already have your design from a place like Etsy send that along as well.

2. Estimate

Once we get a feel for what your are looking for we can create and send you an estimate. We require 50% down to start and a signed contract and we can start the process.

3. The Process

Send us your information. Locations, times, names, date, anything you need to include on your invitations. We will send you some proofs for you to review some options. If you don't love anything, please let us know. We will be happy to send some more options. Once we get the invitation design down. We can work on the other pieces of your suite.

4. Final Approval

Once your invitations are perfect and a signed approval form is sent to us, we can print! When reviewing your proof please make sure to proofread carefully! Pay special attention to dates, times, and names. We will not be responsible for any errors after the proof is approved. When we are all set, we will ask for the remaining balance that is due. After paid, your invitations will be put into production! Standard flat printing takes 2 weeks plus an additional 2 weeks for assembly. Specialty printing takes 4 weeks plus an additional 2 weeks for assembly.

...more

Save the dates

Start designing your save the dates 9-12 months before the wedding. Send them out between 6 months before your wedding, earlier if you are having a destination wedding.

We offer other items you can add to finish the printing for your big day.

Some items we offer are:

- Rehearsal Dinner Invitations
- Thank You Cards
- Menus
- Programs
- Escort Cards
- Place Cards
- Table Numbers
- Posters
- Photo Prints
- Favor Tags
- Welcome Notes
- Monograms
- Rubber Stamps
- Wax Seals
- Themed shirts



Invitation

Services

Full Service

Got alot on your plate? Let us take some of the stress off. Our Full Service package the only thing you need to take care of is the guest list.

The package includes:

- your choice of invitations bundle
- envelope printing
- return envelope printing
- assembly
- mailing

Partial Service

With our Partial Service the only thing you need to do with your invitations is send them out!

Our Partial Service includes

- your choice of invitation bundle
- envelope printing
- respond envelopes
- assembly of invitations.

Diy

Looking to save some money?

Go the DIY route and get your choice of invitation bundle delivered to you unassembled and unaddressed.




Invitation

Majority of your information goes on this card, Names, Date, Time, Venue, Location



Respond Card

This is your guest let you know if they'll be attending. "M" is a traditional way to start the line for the Mr. or Ms. prefix. A "reply by date" will let the guest know when they need to send back their response. They can be postcards or enveloped. This card is good for formal or playful design.



Envelopes

The outer envelope holds all the items in the invitation bundle.
The Respond card can also have an envelope for your guest to mail it back in. These should be pre addressed and stamped.




Frame

This would be an item to hold the invitation or bundled items. It can be a pocket, a petal fold, sleeve, or a folded card.




Guest Info Card

This is another place to place information not on the invitation card. It can be double sided and include attire, children, accommodations, wedding website, registry, transportation, etc. It can also contain information to other events like rehearsal dinners, welcome parties, farewell parties.



Belly Band

This is a strip of paper or fabric to keep everything in your bundle together. They can be customized with photos, monograms, quotes, etc.



Closure

This joins the belly band at the seam and is usually square and embellished with a photo, monogram, quote, etc.



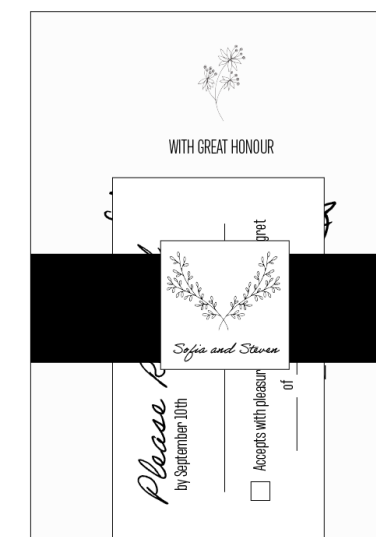
Wax Seals

This usually embellishes the closure on an envelope. Be aware these may require special handling when mailing.



Envelope Liner

This would be a picture, photo, pattern, color, adhered to the inside of the outer envelope





.15



.15



.25

.12



.35

.25



.75




.35




GOLD

- Save The Dates
- Your Choice of Invitation
- Your Choice of Invitation
- Your Choice of Invitation
- 1-2x3 Photo or Poster
- Thank You Cards
- \$50 of Print Credit on your choice (menu, programs, signage, etc.)



Total Suite \$2.37



PLEASE RESPOND December 3rd

WOULDNT MISS IT BADLY, CANNOT MAKE IT

_____ OF _____ WILL BE ATTENDING

December 3, 2023

P+K

RAIGE COOPER AND KALEB GREY INVITE YOU TO CELEBRATE THEIR MARRIAGE

SATURDAY, DECEMBER THE 17TH AT 4:00 IN THE AFTERNOON.

FIRST CHURCH
8750 ELM STREET

RECEPTION TO FOLLOW

Do you?

PLEASE RESPOND BY THE

M _____

LET'S GET DOWN

BUMMER, WE CAN'T MAKE IT

We —
— Do

JOIN US AS WE CELEBRATE OUR LOVE

Lisa Torres
&
Johnathan Cruz

ARE GETTING MARRIED

DAY, DATE MONTH, YEAR TIME VENUE, LOCATION ADDRESS STATE

Reception to follow



The Skinny

Boogie on Down

JOIN US FOR DINNER, DRINKS, AND DANCING AT THE VENUE AT 5:00PM

Catch you on the flip side

JOIN US FOR A FAREWELL LUNCH SUNDAY FROM 1-3 PM AT

Accommodations

THERE HAS BEEN A BLOCK OF ROOMS RESERVED AT

PLEASE GET IN TOUCH FOR DETAILS

